



# Organoid Harvesting?

분 이면 끝!



더블유바이오

## VitroGel® Organoid Recovery Solution



### Fast ECM Dissociation

Matrigel에서 키운 organoid/cell도 **2분** 안에 dissociation 완료



### High Yield

조금의 ECM도 남김없이 제거  
→ **높은 회수율 & Good organoid expansion**



### Stable Formulation

**Enzyme-free!**  
**1년** 동안 안정



### Safe Harvesting

**손상 없는**  
완벽한 organoid harvesting!



### Room Temp Operation

**Ready to use!**  
얼음 준비할 필요 없어요!



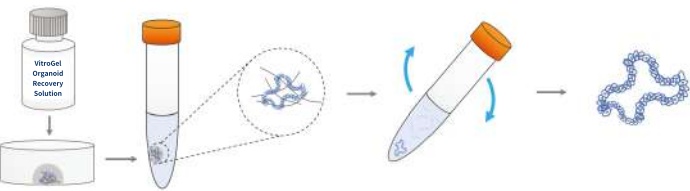
### 3D and 2D ECM

3D뿐만 아니라 **2D ECM coated cell**도 문제없이 harvesting!



### Organoid/Cell Recovery from Matrigel

Use directly from 4°C refrigerator

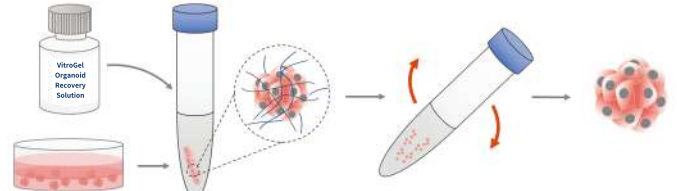


1 Add recovery solution to cells and transfer to a tube

2 Rock tube for 2 minutes and centrifuge

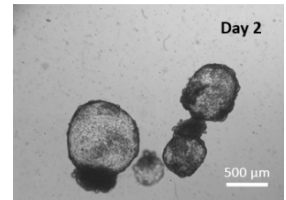
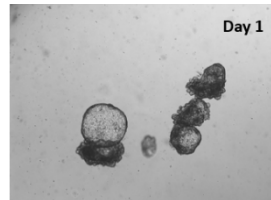
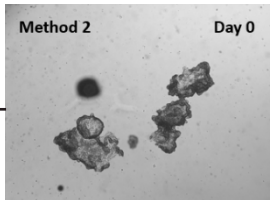
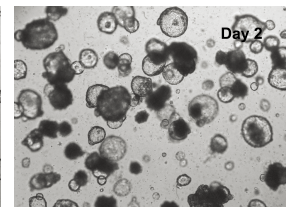
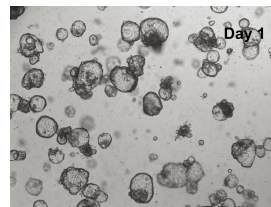
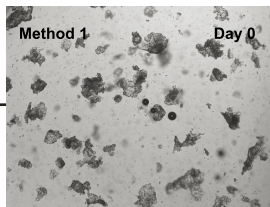
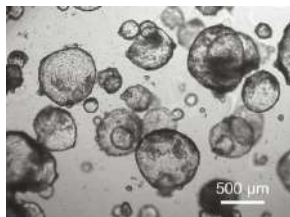
### Organoid/Cell Recovery from VitroGel®

Warm to 37°C



1 Mix recovery solution with cells

2 Rock tube at 37°C 5-15 minutes and centrifuge



Method 1: Re-suspend organoid in VitroGel Recovery Solution by pipetting to break organoids into small fragments for sub-culture/expansion.

Method 2: Rocking the tube with organoids and VitroGel Organoid Recovery Solution mixture without using a pipette to harvest the intact organoids.